


NEW!



Model NV-226J-PV

UTP Video Transmitter +12VDC Converter



Features:

- Extended distance camera power and video routed through UTP and RJ45
- Supports 12VDC cameras with onboard regulated power
- Use with NVT's PVD™ Power Supply Hubs and Cable Integrators
- Up to 3000ft (1km) with NVT's Active Receiver Hubs (see Power Distance Chart)
- Up to 750ft (225m) with NVT's Passive Receiver Hubs (see Power Distance Chart)
- Supports "up-the-coax" type control signals up to 750ft (225m)
- Exceptional interference rejection
- Built-in transient protection
- Limited lifetime warranty

The NV-226J-PV Video Transmitter +12VDC Converter is a passive (non-amplified) video transmitter combined with a 24VAC-to-12VDC converter. Designed to fit on the back of a fixed 12 VDC camera, this unit is architected to convert 24VAC power from the control room, while delivering real-time baseband (composite) video at extended distances, all over one 4-pair UTP cable.

The unparalleled interference rejection and low emissions of the NV-226J-PV allows video and low-voltage power to coexist within the same 4-pair cable, using structured (EIA 568B) wiring practices. It is recommended that the 24VAC not share the same jacketed wire bundle with telecom or datacom signals.

The NV-226J-PV carries a limited lifetime warranty, is UL and cUL listed, and is CE, WEEE, and RoHS compliant.

Network Video Technologies

4005 Bohannon Drive • Menlo Park, CA 94025 • USA
(+1) 650.462.8100 • 800.959.9870 • FAX (+1) 650.326.1940
nvt.com • info@nvt.com



Model NV-226J-PV

UTP Video Transmitter +12VDC Converter

Technical Specifications

WIRE DISTANCE (Power Distance Chart)

Maximum wire distance is dependent on the power supply's voltage, wire gauge, and camera wattage:

Fixed 12VDC Camera	NV-226J-PV	
Power Supply Voltage	24 VAC	28 VAC
Minimum Voltage at Camera	11.5 VDC	11.5 VDC
B&W Camera 200 mA, 2.4 W		
2-pair 24 AWG	1,498ft (457m)	2,098ft (640m)
2-pair 23 AWG (Cat6)	1,889ft (576m)	2,645ft (807m)
Color Camera 400 mA, 4.8 W		
2-pair 24 AWG	874ft (267m)	1,174ft (358m)
2-pair 23 AWG (Cat6)	1,102ft (336m)	1,480ft (452m)

Low-voltage camera power, video, and RS-422 or RS-485 data may reside within the same wire bundle. However, do not run 24 or 28VAC in the same jacketed wire bundle with other telecom or datacom.

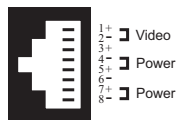
VIDEO

Frequency response	DC to 5 MHz
Attenuation	0.5 dB typ
Common-mode / Differential-mode rejection	
50 KHz to 5 MHz	60 dB typ
Impedance	
Coax, male BNC	75 ohms
UTP, RJ45 Data Connector	100 ohms

CAMERA POWER

Input voltage	13 to 30 VAC/DC
Input current	1A max, Class II SELV floating power supply
Output voltage	12VDC, regulated
Output current	100 ohms

RJ45 PINOUTS



WIRE TYPE

Network Wiring	One Unshielded Twisted Pair 24-22 AWG (0,5-0,64mm) 2 or better
Category Type	100 ± 20 ohms
Impedance	52 ohms per 1,000ft (18 ohms per 100m)
DC Loop Resistance	19 pF/ft max (62 pF/m max)
Differential Capacitance	

MECHANICAL

Body height	2.25in (57mm)
Body width	1.52in (39mm)
Body depth (not including connectors)	.81in (20mm)
Weight	1.8oz (50g)

ENVIRONMENTAL

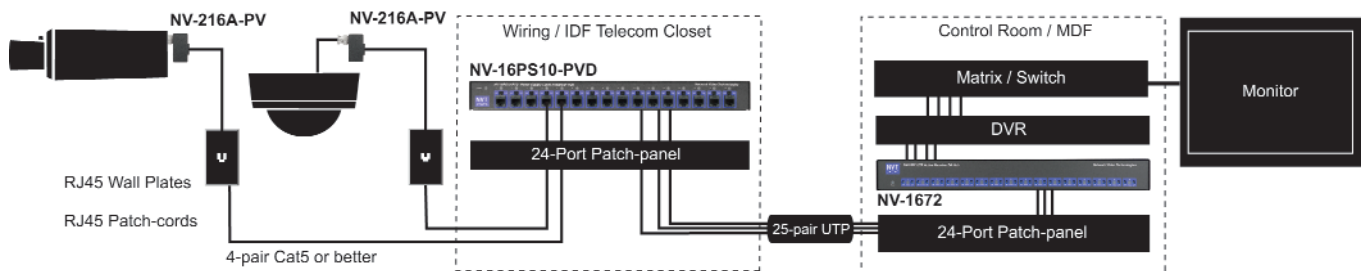
Ambient temperature	-4 to +167 °F (-20 to +75 °C)
Humidity (non-condensing)	0 to 95%
Transient Immunity	per ANSI / IEEE 587 C62.41

REGULATORY



Specifications subject to change without notice.

Typical Application



Network Video Technologies

4005 Bohannon Drive • Menlo Park, CA 94025 • USA
 (+1) 650.462.8100 • 800.959.9870 • FAX (+1) 650.326.1940
 nvt.com • info@nvt.com

Copyright © 2008 NVT, Inc.
 411-226-1-C